

# Value of Administrative Data for Measuring School and Residential Mobility and Related Services Use

Dennis P. Culhane  
University of Pennsylvania

# Advantages of administrative data

- Wide variety of sources
- *Already collected* (by trained professionals)
- More reliable than self-report
- Directly applicable policy

## Disadvantages

- § Access challenges (HIPAA, FERPA)
- § Scientific challenges: completeness, accuracy, coverage, continuity

# Administrative Data for Mobility Research: School and Homelessness data

- Contain key criterion measures:

Residential moves (address changes)

Homelessness (LEA Homelessness Liasons' Reporting and Homeless Management Information Systems – day level shelter use)

**But, initial evidence shows modest crossover between HMIS and Liasons' reporting systems**

- Important predictor and outcome variables from School records:

Daily attendance patterns

Achievement

School-based health

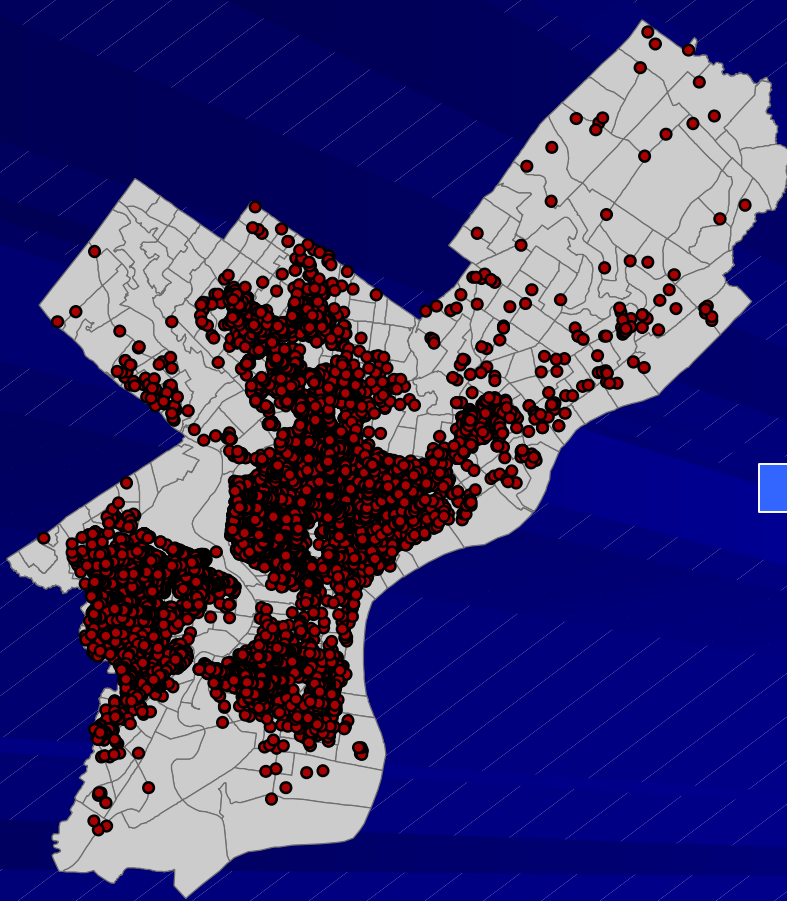
Special education

Discipline

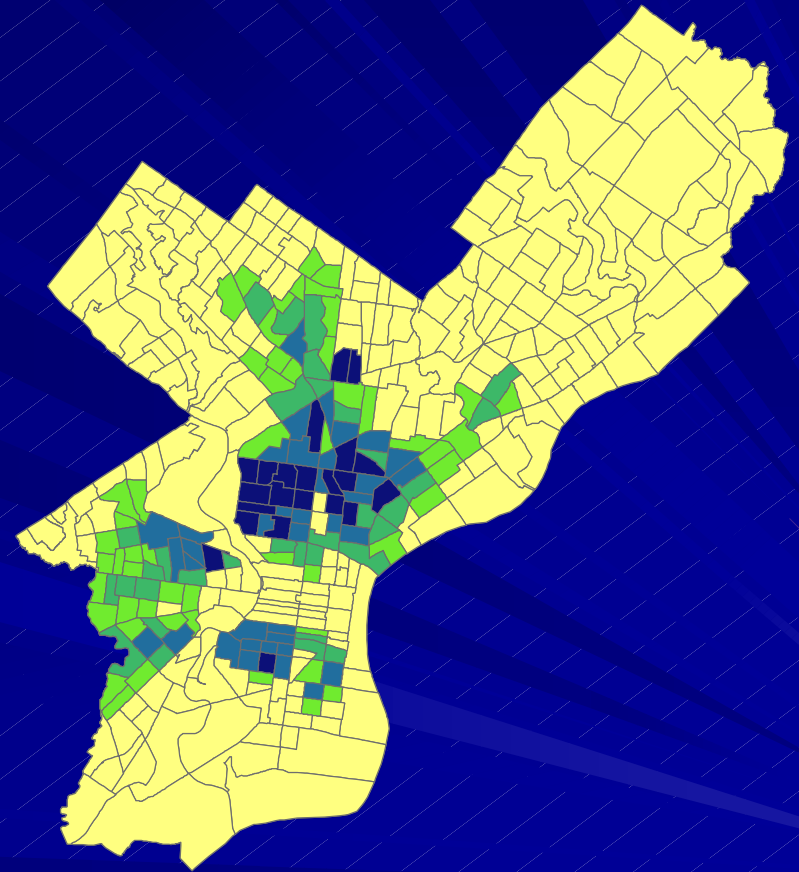
# Potential of Cross-Agency Administrative Data

- Captures other critical outcomes and systems issues for highly mobile children (e.g., child welfare, delinquency, public assistance, behavioral health, and parents' services, eg. incarceration)
- Can examine impact of *individual* risk factors (e.g., Fantuzzo's What's Behind Being Behind research)
- Capacity to examine *aggregate, multi-level* influences of schools and neighborhoods

# Factor Analysis of Neighborhood Risks: Aggregating Point Data with GIS



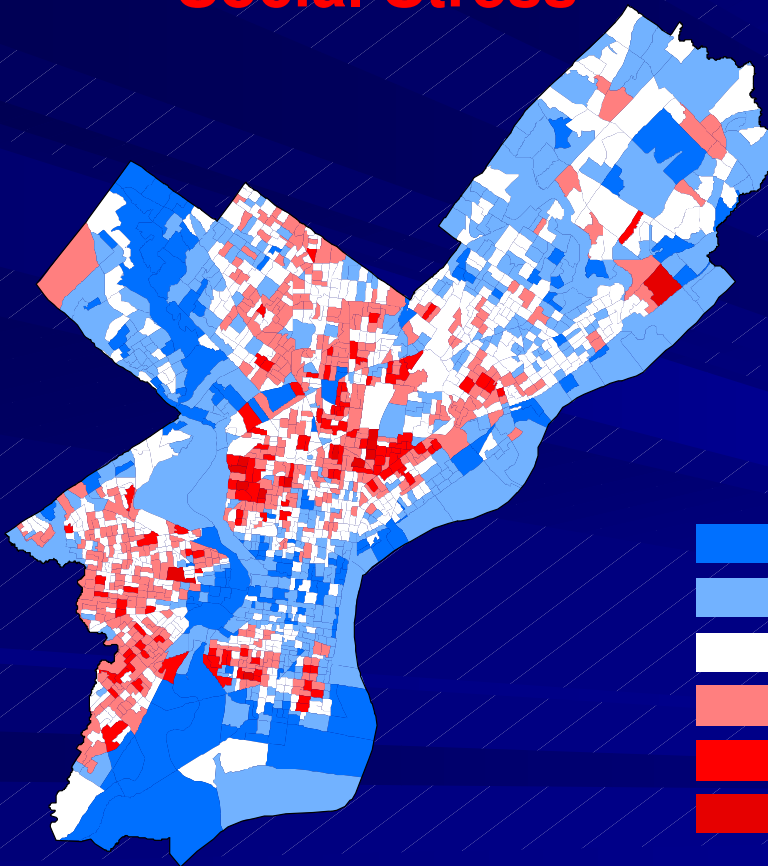
**Individual Events Geocoded**



**Points Aggregated to Census Tracts**

# Factor Analysis of Administrative Records across 1,801 Block Groups

## Social Stress



## Structural Decline

